

# GORF<sup>TM</sup>\*

For the Atari<sup>®</sup> 5200<sup>™</sup>.  
For one or two players.

## GAME PLAY INSTRUCTIONS

© MCMLXXXIII CBS Toys, A Division of CBS Inc.  
\*GORF is a trademark of Bally Midway Mfg. Co.  
© 1981, 1983 Bally Midway Mfg. Co. All Rights Reserved.  
Atari<sup>®</sup> and 5200<sup>™</sup> are trademarks of Atari, Inc.



**CBS Electronics**

## SETTING UP YOUR VIDEO CONSOLE

1. Hook up your video game system, following manufacturer's instructions.
2. With the power OFF, plug in the video game cartridge.
3. Turn power ON. If no image appears, check the connection of your game system to the TV, then repeat steps 1-3.
4. Plug a 5200™ Controller firmly into controller jack 1. This is a one or two-player game using the same controller.
5. Keypad overlays are provided for your convenience. If you desire, slip an overlay onto the keypad of your controller.

6. Press the keypad square marked 1-2 Players (the # key) to select either the one-player or two-player version.

7. Players start with Mission #1 at the Cadet level. To begin at a higher level, press the keypad square marked Rank Level (the \* key) until the desired level appears on the screen.

8. To start the game, press the START key or one of the two bottom trigger buttons on the sides of the controller. The upper buttons have no function in this game. To pause the game at any point, press the PAUSE key. To resume the game, press this key again. Pressing the START key again at any time will immediately return the game to the first mission. Pressing the RESET key will cause the title screen to reappear.

STRATEGY HINTS are located on the back of this manual.

**Note: Never remove your video game cartridge from the console unless the power is turned OFF.**

## **M**ESSAGE FROM INTERSTELLAR SPACE FORCE COMMAND

Space Cadet:

By the time you read this communiqué, we of the Interstellar Space Force Command will have been destroyed. The evil Gorfian Empire has launched an all-out attack. You are Earth's last hope! Your assignment is to repel the invasion and launch a counterattack. You will engage various hostile spacecraft as you journey toward a dramatic confrontation with the enemy Flag Ship! You will be rewarded for your success with promotions in rank and praise from a grateful planet. But you must act quickly, Space Cadet! Brief yourself on the Gorfian Robot Armada and then attack before it's...TOO LATE!!

..... **MESSAGE ENDED** .....

## **OBJECT OF THE GAME**

The object of GORF is to accumulate points by destroying the various types of enemy spacecraft you will encounter as you attempt to complete a variety of space missions.



## **INTERSTELLAR SPACE FIGHTERS**

You begin each game with a fleet of five Fighters. Only one Fighter at a time may fire upon the enemy. The number of Fighters remaining in your fleet is indicated throughout the game at the top of the screen.

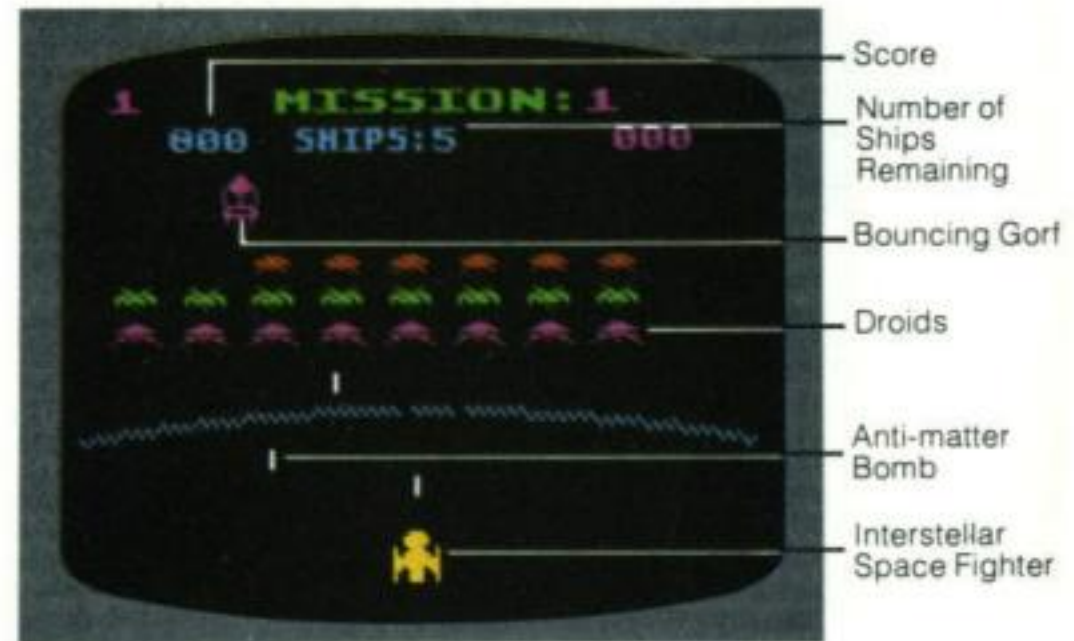
Use the joystick to maneuver your Fighter back and forth, and up and down. To fire your laser, press one of the two bottom trigger buttons on the sides of your controller. You have an unlimited supply of ammunition.

**Note: Firing a shot causes a previously discharged bullet to disintegrate if it hasn't yet made contact.**

You will be awarded one extra Fighter plus a promotion in Rank every time you make it through the series of four space missions.

## MISSION 1 – ASTRO BATTLES


Before taking off into space, you must first defend the Earth from the horde of advancing Gorfian Droids. These invaders descend in column formation and drop dangerous anti-matter bombs. Bonus points are scored for hitting the bouncing Gorf and Command Ship that randomly pass overhead. When the entire attack matrix is destroyed you will proceed on to your next mission. Should any of the invaders bust through your defense shield and reach the Earth's surface before you've destroyed them, this mission will be terminated.



## MISSION 2 – LASER ATTACK


This orbital zone is the Gorfian Empire's first line of defense against your counterattack. Destroy the anti-particle Laser Ships while avoiding their deadly beams. Each Laser Ship is protected by three Kamikaze Invaders and a Flying Gorf. They'll continuously try to ram into you as you attempt to blast them all.

Points are scored for all enemies shot and destroyed. No points are scored for Kamikaze Invaders blown up in a suicide-crash. When all attack ships are destroyed, you will move on to your next battle.




### MISSION 3 – SPACE WARP

You are getting closer to the enemy Flag Ship!  
Sensing your presence, it generates an eerie space web which releases Gorfian Attackers and Flying Gorfs firing subquark torpedoes. These aliens are released one at a time and fly in a spiral pattern. When you succeed in getting past this level, you'll be ready for your next and most challenging mission.



### MISSION 4 – FLAG SHIP

To destroy the Gorfian Flag Ship and earn the right to work toward your next promotion, you must score a direct hit in the Flag Ship's internal power reactor vent. In order to get a clear shot at this difficult target, you must first blast a hole in the Flag Ship's heavy force field arc, while avoiding the heat-seeking missiles being launched in your direction. The debris that falls from the Flag Ship following a shot to its outer hull is radioactive, but may be fired upon for extra points. Following a successful hit, a violent neutronium explosion will appear in dazzling color as the Flag Ship disintegrates. You are now a Space Captain and will repeat the sequence of missions fighting against progressively faster and nastier robots of the Gorfian Empire!



## END OF GAME

The game ends when all of your Interstellar Space Fighters have been destroyed by the robot warriors of the Gorfian Empire.

## TWO-PLAYER VERSION

Two players may compete in GORF, alternating turns. Both players must use the same controller. Since only one player can play at a time, sharing should not pose a problem. Just be prepared to pass the controller to the other player when your turn has ended. The screen will notify each player as to whose turn it is.

## FIELD PROMOTION SCHEDULE

Rank	Missions
Space Cadet	1 to 4
Space Captain	5 to 8
Space Colonel	9 to 12
Space General	13 to 16
Space Warrior	17 to 20
Space Avenger	21 and up

## SCORING

Your score is displayed at the top of the screen throughout the game.

Mission	Object	Point Value
Astro Battles	Gorfian Droids	50 points
	Bouncing Gorf and Command Ship	250 points
Laser Attack	Kamikaze Invaders and Flying Gorfs	100 points
	Laser Ships	300 points
Space Warp	Gorfian Attackers and Flying Gorfs	100 points
Flag Ship	Hitting Flag Ship	20 points
	Debris and Flying Gorfs*	150 points
	Destroying Flag Ship	1,000 points

\*Flying Gorfs appear with the Flag Ship starting at the level of Captain.

# CBS Electronics

## VIDEO GAME CARTRIDGE LIMITED NINETY DAY WARRANTY

CBS Inc. ("CBS") warrants to the original consumer purchaser of this CBS Electronics cartridge for a period of ninety days from the date of purchase that it is free from any defects in materials or workmanship. If any such defect is discovered within the warranty period, CBS will repair or replace the cartridge, at its option, free of charge on receipt of the cartridge with proof of date of purchase, postage paid, at:  
CBS Electronics, 601 Doremus Avenue  
Newark, NJ 07105

In the event that your cartridge is replaced, the replacement will be continued on the original warranty for the balance of its term or for 30 days, whichever is longer.

This warranty is limited to the electronic circuitry and mechanical parts originally provided by CBS and is not applicable to normal wear and tear. This warranty shall

not apply to defects arising from abuse, unreasonable use, mistreatment or neglect.

ANY APPLICABLE IMPLIED WARRANTIES, INCLUDING WARRANTIES OF MERCHANTABILITY AND FITNESS, ARE HEREBY LIMITED TO NINETY DAYS FROM THE DATE OF PURCHASE. CONSEQUENTIAL OR INCIDENTAL DAMAGES RESULTING FROM A BREACH OF ANY APPLICABLE EXPRESS OR IMPLIED WARRANTIES ARE HEREBY EXCLUDED.

Some states do not allow limitations on how long an implied warranty lasts or do not allow the exclusion or limitations of incidental or consequential damages, so the above limitations or exclusions may not apply to you.

This warranty gives you specific legal rights and you may also have other rights which vary from state to state.

## STRATEGY HINTS

1. Astro Battles: Start picking off the invaders from the edges. By destroying entire columns, the rate of descent is reduced.
2. Laser Attack: Kamikazes and Flying Gorts should be destroyed at maximum possible range, especially when they power dive.
3. Space Warp: Attackers are easiest to destroy when they first emerge. They are moving slower and the spiral of movement is tighter.
4. Flag Ship: Create large holes in the force field arc before attempting to hit the reactor. You'll have a better line of fire.